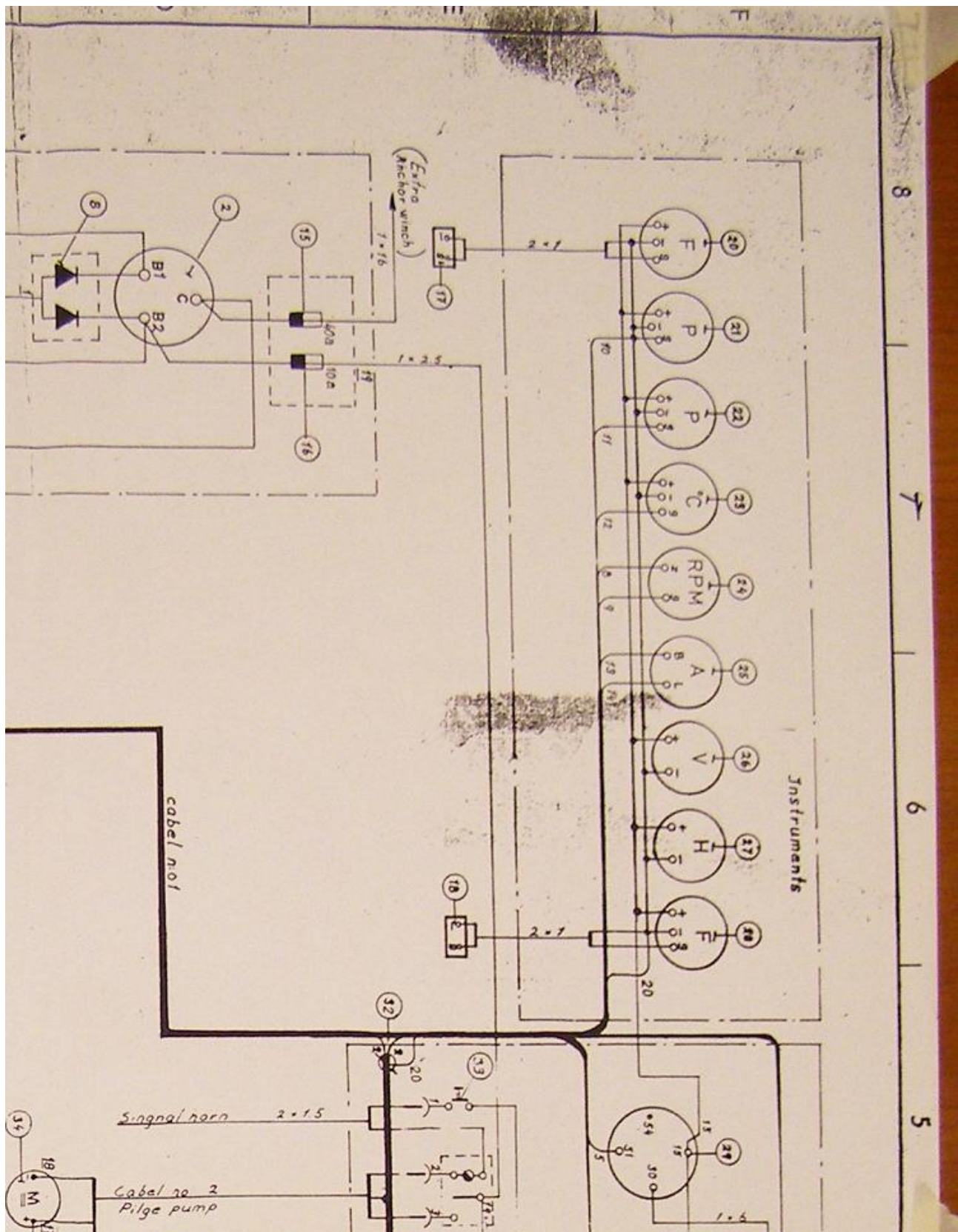
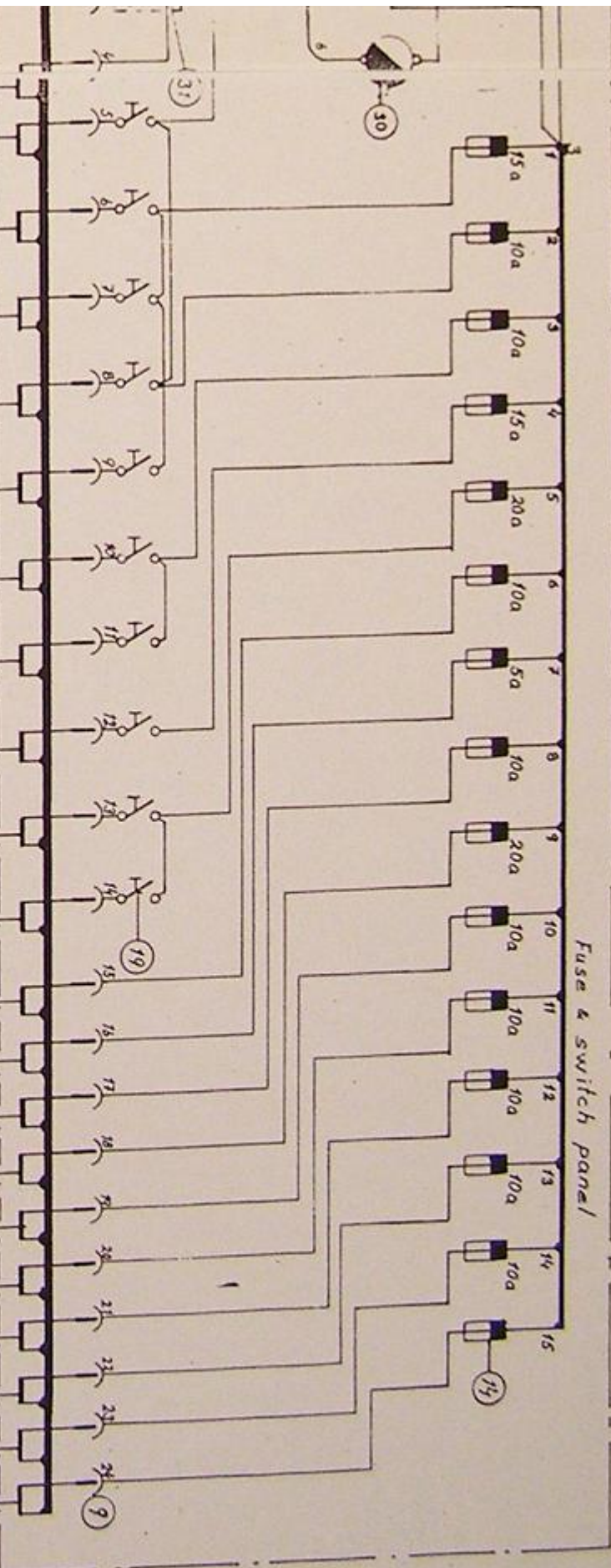


Diagram over el-systemet i en NC33 fra 1978. Dette diagram er blevet benyttet til en lang række NC33-ere, både før og efter 1978. Dette diagram kan printes ud. Det består af 4 sider, som man kan klæbe sammen til et diagram.

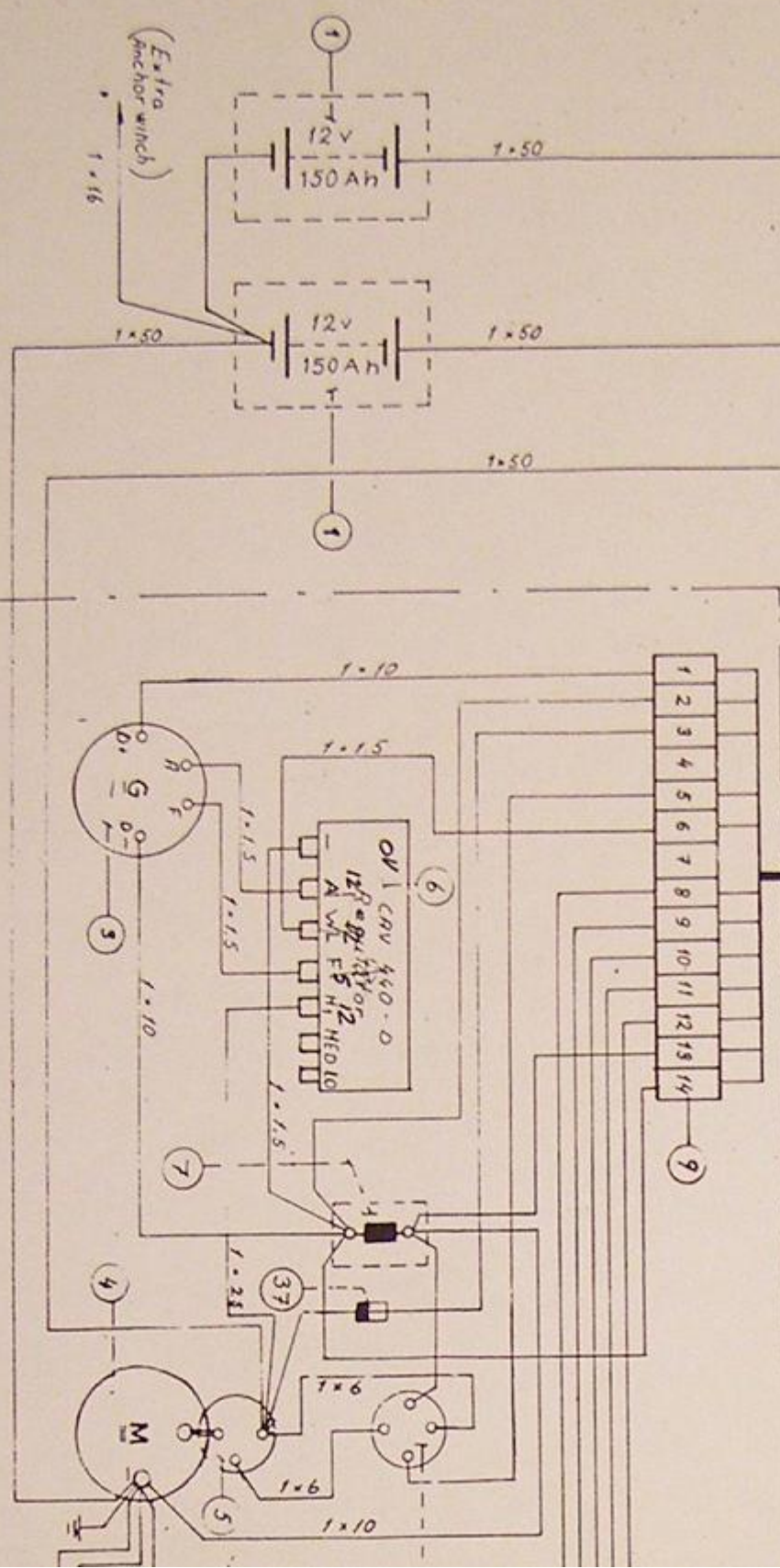


Note: See equipment's wiring diagram

- Electra cas alarm 2.0.11
- Instruments lights 2.1
- Navigation lights 2.1
- Steaming light 2.1
- Deck light 2.1.5
- Anchor light 2.1
- Search light 2.1.5
- Compass light 2.0.75
- Wipers 2.1.5
- Fresh water pump 2.4
- Screen 2.1.5
- Refit generator 2.4
- Navigation instruments 2.1
- Radio 2.4
- Webasto 2.6
- Webasto 2.1.5
- Lights 1 2.1.5
- Lights 2 2.1.5
- Sea water pump 2.4

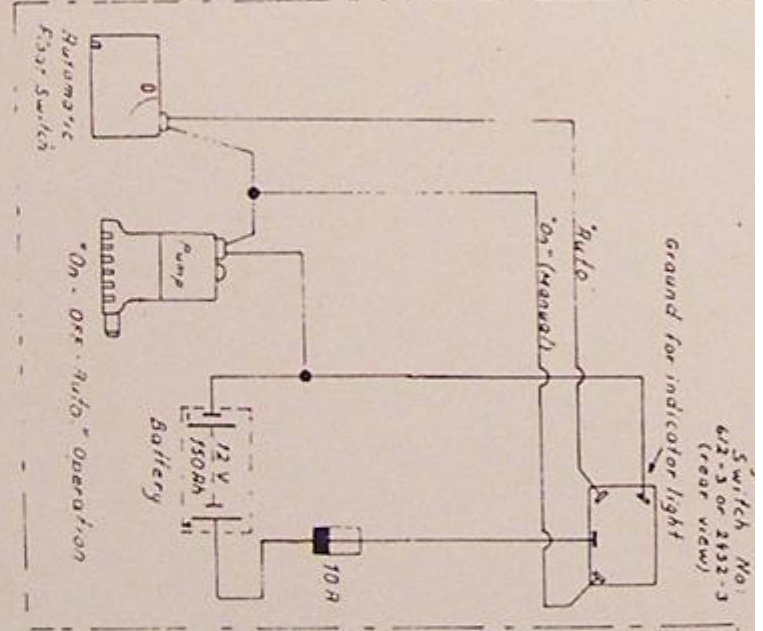
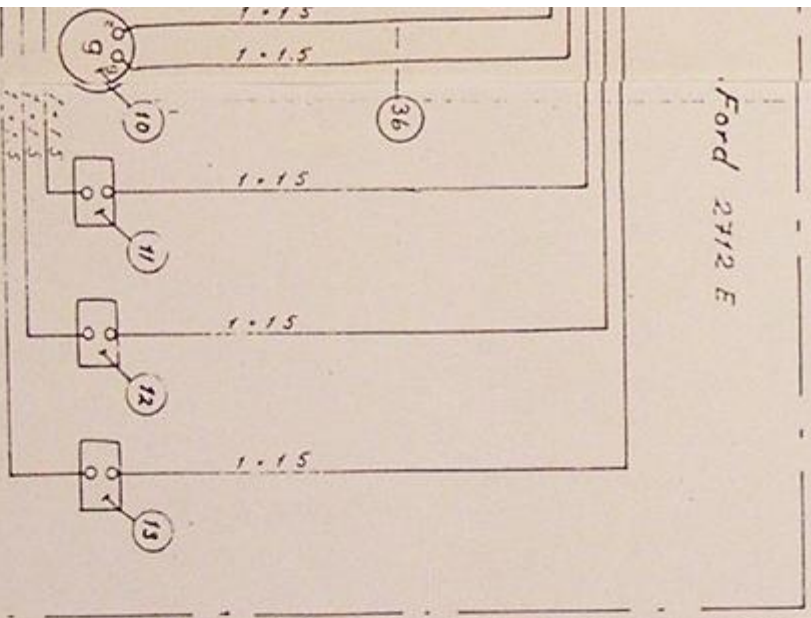


KONEISTUSMERKINNÄT SFS MUKAAN
 Työpaikalle havaituista virheellisyyksistä ilmoitettava heti pitrustuskonttoriin



0 7 1 7

Ford 2712 E



Note: all two-core cables, the wires is positive conductor.

Switch No: 612-3 or 2632-3 (rear view)

Muhti: core cables

Cable/no	core no	Colour	area mm ²	Type
1	1	brown	10	PVC
1	2	yellow/green	10	
1	3	black	10	
1	4	blue	10	
1	5	pink	1.5	
1	6	green	1.5	
1	7	white	1.5	
1	8	blue	1.5	
1	9	violet	1.5	
1	10	yellow	1.5	
1	11	black	1.5	
1	12	brown	1.5	
1	13	grey	1.5	
1	14	red	1.5	
1	16	brown	2.5	
2	16	brown	2.5	
2	17	black	2.5	
2	18	blue	2.5	

LAIIVA SAHKOTYÖ
H. HIETARINTA JA KUMPP
TURKU - ABO

NC-33 Wiring diagram

MUUTOS OSA No	KENTTA	MUUTOS JA / TAI HUOMAUTUS
KORVAAN	SUNDE	
KORVATTU	PIK. E1	
LISTA	PVM. 10-75	

PIK. No	2.
LAIIVA No	

4

Korjauslu 760405

3

2